
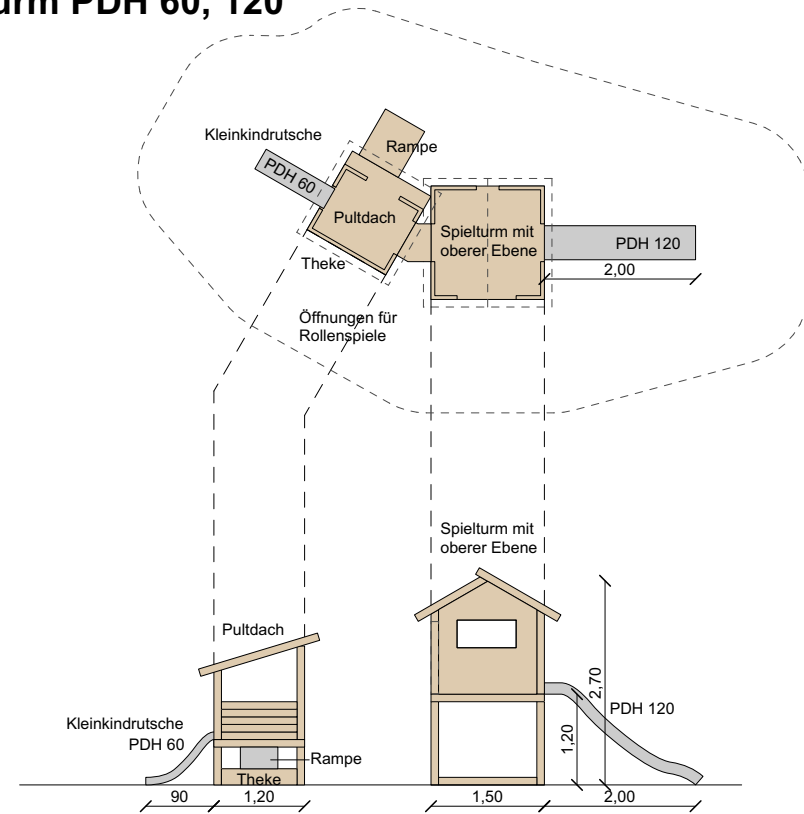
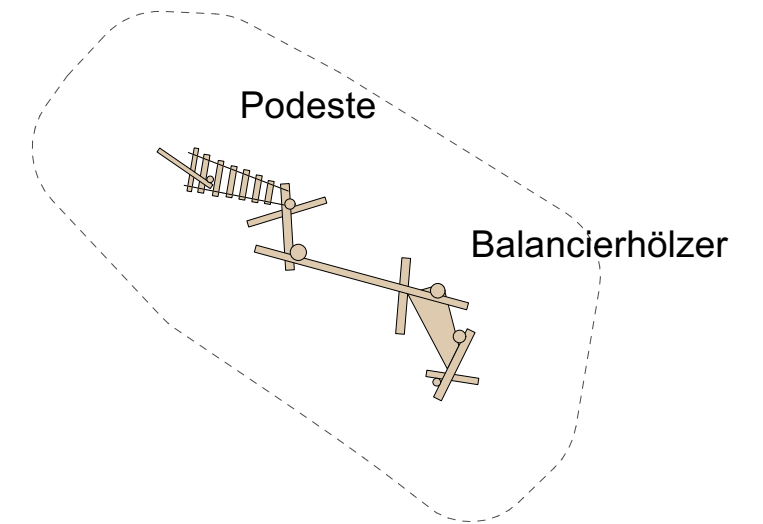



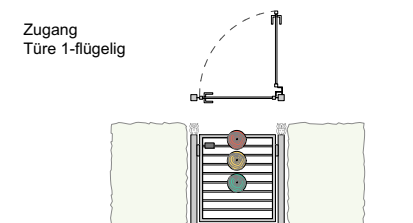
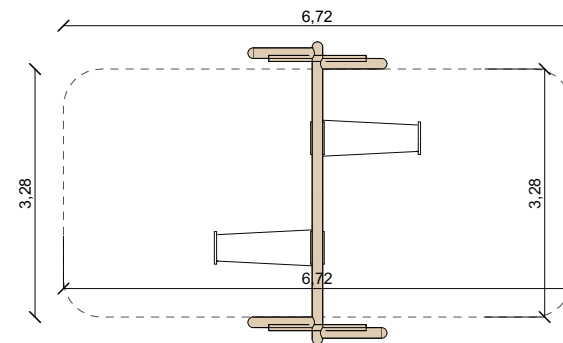

Spielturm PDH 60, 120



Balancierhölzer



Doppelschaukel



Werkplanung

Außenanlagen Ehningen Spielplatz Kniebisweg

Spielgeräte

Projektgemeinschaft

Planungsgruppe Landschaft und Raum

Prof. Ing. Cornelia Bott
Hindenburgstraße 40, 70825 Korntal
Tel. 0711 837560 pg@landschaftundraum.de

PLR

Schuler und Winz Landschaftsarchitekten
Ostendstraße 106, 70188 Stuttgart
Tel. 0711 50487333 info@schulerundwinz.de



NR 407-05-02
MST DIN A3/-
GEZ 15.08.2023
GEPR cb / mb
DRUCK 20.11.2023